

FRANCÚZSKA NORMA



According to AFNOR standards NF E 63.120/121/122/123/124/125.

Please note

The reference indices for taper 1 - 2 or 3 [e.g. CA.040.250.2 and CA.040.250.3] mean that for the pillar in question, there are 2 taper lengths (2 and 3 respectively).

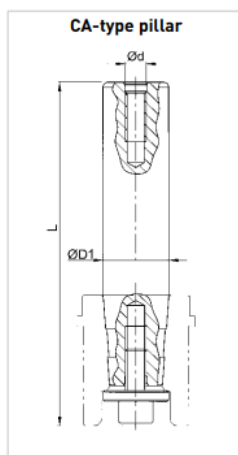
The pillars CA and bushes EB must have the same length of taper.
E.g. CA.040.250.3 with EB.040.050.3 or CA.040.250.2 with EB.040.063.2]

Important note

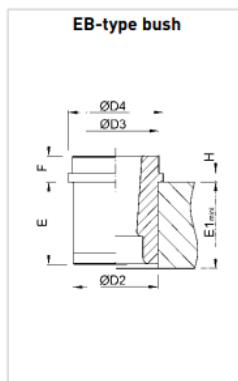
Some of these parts have MABEC codes.

Key for CA-type pillars

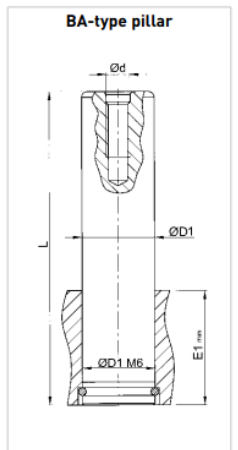
- On request
- Available in taper 1 (x=1) and 2 (x=2)
- Available in taper 2 (x=2) and 3 (x=3)



ØD1	12	16	20	25	32	40	50	63	80	100
L	REFERENCE									
100	CA.012.100.1									
110	CA.012.110.1	CA.016.110.1								
125	CA.012.125.1	CA.016.125.1	CA.020.125.1							
140		CA.016.140.1	CA.020.140.1	CA.025.140.x						
160		CA.016.160.1	CA.020.160.1	CA.025.160.x	CA.032.160.x					
180		CA.016.180.1	CA.020.180.1	CA.025.180.x	CA.032.180.x	CA.040.180.x				
200		CA.016.200.1	CA.020.200.1	CA.025.200.x	CA.032.200.x	CA.040.200.x	CA.050.200.3			
224				CA.025.224.x	CA.032.224.x	CA.040.224.x	CA.050.224.3			
250				CA.025.250.x	CA.032.250.x	CA.040.250.x	CA.050.250.3	CA.063.250.3		
280					CA.032.280.x	CA.040.280.x	CA.050.280.x	CA.063.280.3		
315						CA.040.315.x	CA.050.315.x	CA.063.315.3	CA.080.315.3	
355							CA.050.355.x	CA.063.355.x	CA.080.355.3	
400							CA.050.400.x	CA.063.400.x	CA.080.400.3	CA.100.400.3
450								CA.063.450.x	CA.080.450.3	CA.100.450.3
500								CA.063.500.x	CA.080.500.3	CA.100.500.3
Ød	M5	M6	M8	M8	M8	M8	M10	M10	M12	M12



ØD1	12	16	20	25	32	40	50	63	80	100
E1 min.	REFERENCE									
25 23	EB.012.025.1									
32 30		EB.016.032.1								
40 38			EB.020.040.1	EB.025.040.2						
50 48				EB.025.050.1	EB.032.050.2	EB.040.050.3				
63 61					EB.032.063.1	EB.040.063.2	EB.050.063.3			
80 78							EB.050.080.2	EB.063.080.3		
100 98								EB.063.100.2	EB.080.100.3	
125 123										EB.100.125.3
F	10	10	12	12	15	15	18	20	20	20
ØD2	22	28	32	40	50	63	80	90	110	140
ØD3	-	-	-	-	-	-	-	100	125	160
ØD4	25	32	36	45	56	70	90	110	135	170
H	3	3	4	4	5	5	6	10	10	10



ØD1	12	16	20	25	32	40	50	63	80	100
L	REFERENCE									
100	BA.012.100	BA.016.100	BA.020.100							
110	BA.012.110	BA.016.110	BA.020.110	BA.025.110						
125	BA.012.125	BA.016.125	BA.020.125	BA.025.125	BA.032.125					
140	BA.012.140	BA.016.140	BA.020.140	BA.025.140	BA.032.140					
160	BA.012.160	BA.016.160	BA.020.160	BA.025.160	BA.032.160	BA.040.160				
180		BA.016.180	BA.020.180	BA.025.180	BA.032.180	BA.040.180				
200		BA.016.200	BA.020.200	BA.025.200	BA.032.200	BA.040.200	BA.050.200			
224				BA.025.224	BA.032.224	BA.040.224	BA.050.224			
250				BA.025.250	BA.032.250	BA.040.250	BA.050.250	BA.063.250		
280					BA.032.280	BA.040.280	BA.050.280	BA.063.280		
315					BA.032.315	BA.040.315	BA.050.315	BA.063.315	BA.080.315	
355						BA.040.355	BA.050.355	BA.063.355	BA.080.355	BA.100.355
400						BA.040.400	BA.050.400	BA.063.400	BA.080.400	BA.100.400
450							BA.050.450	BA.063.450	BA.080.450	BA.100.450
500							BA.050.500	BA.063.500	BA.080.500	BA.100.500
E1 min.	20	25	32	40	50	63	80	100	125	160
Ød	M5	M6	M8	M8	M8	M8	M10	M10	M12	M12

FRANCÚZSKA NORMA

GENERAL INFORMATION

MATCHING OF BUSHES AND PILLARS

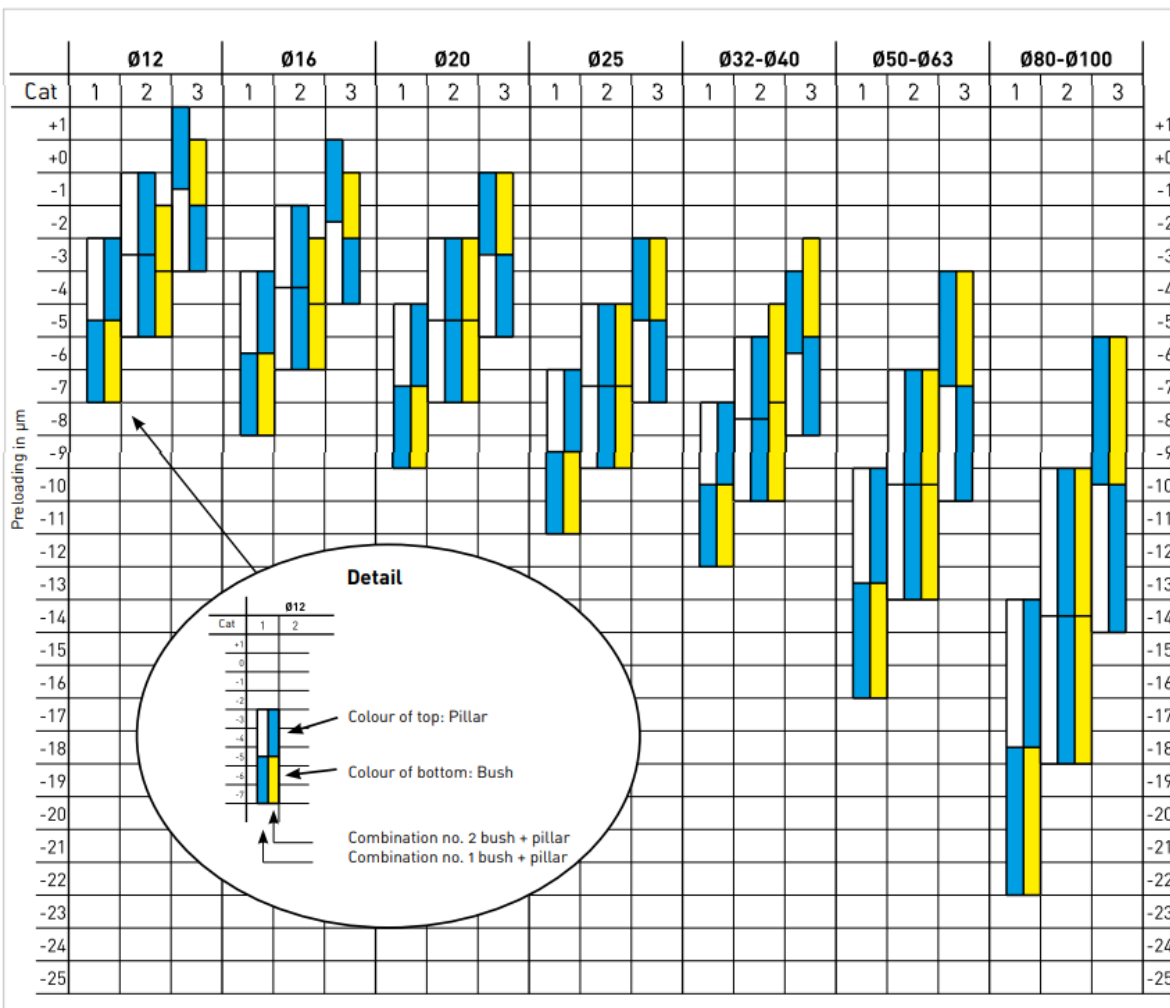
By matching bushes and pillars, we can offer you three adjustment categories:

- CATEGORY 1**
 - For the cutting of very fine sheet metal.
 - For clearance between punch and die of less than 0.02 mm per side.
- CATEGORY 2**
 - For the cutting of sheet metal more than 0.4 mm thick
 - For clearance between punch and die of 0.02 to 0.06 mm per side.
 - For most applications.
- CATEGORY 3**
 - For clearance between punch and die of 0.08 mm per side.
 - For die-stamping tools.

To facilitate the identification of these three operating categories, our bushes and pillars have been colour-coded (in white, blue and yellow). The aforementioned categories are obtained by combining bushes and pillars (see graph below).

E.g. : for a Ø12 guide, the preloading in Category I is between -3 and -7 µm. Category I can be obtained by combining a white pillar with a blue bush, or by combining a blue pillar with a yellow bush.

When ordering, please specify the desired category. If no information is given, your order will be delivered as a Category 2 item by default.



FRANCÚZSKA NORMA

ORDERING EXAMPLES

Ref. : CA.050.250.3	Ref. : EB.050.063.3	Ref. : HB.050.063 PA.050.10
To order 4 "Guidabilles", please state :		
4 CA.050.250.3	4 PA.050.10	
4 EB.050.063.3	16 B03.008.000 (mounting clamp)	
4 HB.050.063		

Ref. : BA.032.200	Ref. : JB.032.050 PA.032.17	Ref. : NB.032.020 PA.032.05
To order 2 "Guidabilles", please state :		
2 BA.032.200	2 PA.032.17	
2 JB.032.050	2 PA.032.05	
2 NB.032.020	4 B03.006.000 (mounting clamp)	