

FRANCÚZSKA NORMA



Compliant with AFNOR standards NF E 63.120/121/122/123/124/125.

TO DETERMINE THE CORRECT "GUIDABILLE"

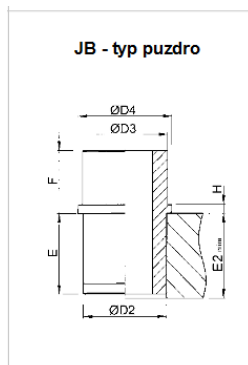
- 1) Choose the type of pillar BA or CA/EB and the length according to the die height (DH).
- 2) Choose the type of bush HB or JB (avoid GB) and check that the stroke V corresponds to your needs.
- 3) When you have determined the type of bush HB or JB, check that your plate has the correct thickness to accommodate your bush and read off horizontally towards the right where you will automatically find the ball bearing cage PA.

Legend On request

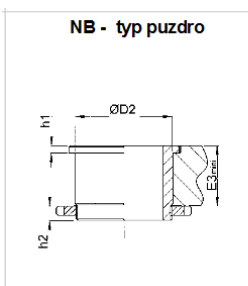
ØD1	12	16	20	25	32	40	50	63	80	100
ØD2	22	28	32	40	50	63	80	90	110	140
ØD3	-	-	-	-	-	-	-	100	125	150
ØD4	25	32	36	45	56	70	90	110	135	160
H	3	3	4	4	5	5	6	10	10	10

HB-typ puzdro		ØD1	12	16	20	25	32	40	50	63	80	100
E2 min.	E											
25	23	X	X	X								
32	30	X	X	X	X							
40	38	X	X	X	X	X						
50	48		X	X	X	X	X					
63	61			X	X	X	X	X				
80	78				X	X	X	X				
100	98						X	X	X			
125	123									X	X	
160	158										X	X
200	198											X
F		10	10	12	12	15	15	18	20	20	20	20

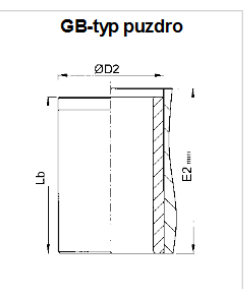
FRANCÚZSKA NORMA



ØD1		12	16	20	25	32	40	50	60	80	100
E2 min.	E										
25	23	X	X								
32	30	X	X	X	X	X					
40	38		X	X	X	X	X	X			
50	48			X	X	X	X	X			
63	61				X	X	X	X			
80	78						X	X			
100	98							X	X		
125	123								X	X	
160	158									X	X
200	198										X
F		25	32	36	40	45	50	63	63	70	80



ØD1		12	16	20	25	32	40	50	63	80	100
E3 min.											
12		X	X								
16			X	X							
20				X	X	X					
25					X	X	X				
32						X	X	X			
40							X	X			
h1		2	3	3	3	4	4	5			
h2		4	4	5	6	6	7	9			



ØD1		12	16	20	25	32	40	50	63	80	100
E2 min.	Lb										
32	30	X	X	X							
40	38	X	X	X	X						
50	48	X	X	X	X	X					
63	61			X	X	X	X				
80	78			X	X	X	X	X			
100	98					X	X	X			
125	123						X	X			
160	158							X			